

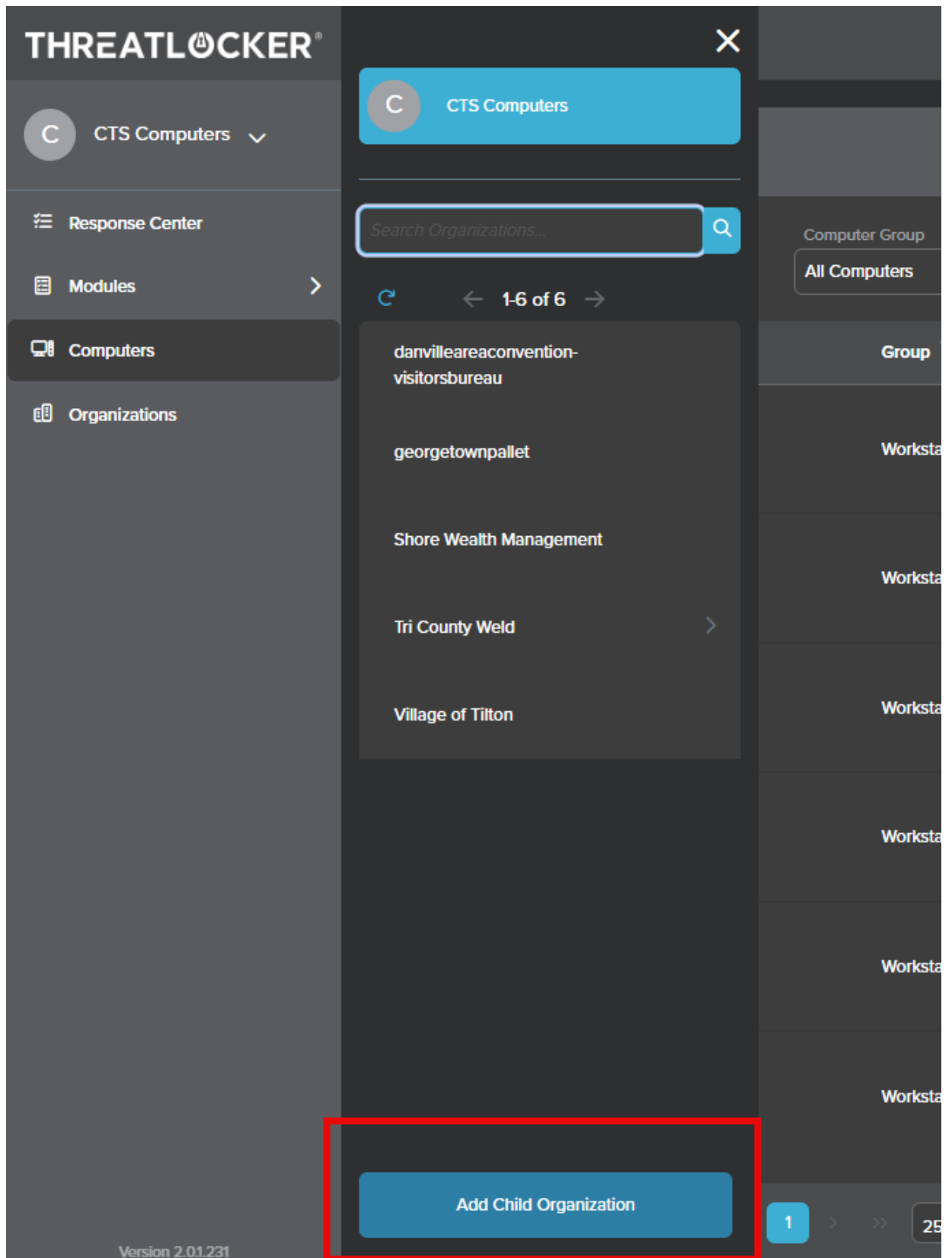
ThreatLocker - Deploy - VSA Deployment

<https://threatlocker.kb.help/deployment/>

<https://threatlocker.kb.help/deploying-threatlocker-with-kaseya-vsa/>

1. Log into the Threatlocker Portal
2. Create a new child organization
 1. If you do not create a new organization yourself, you may simply run the instal procedure given to you in Threatlocker. It will create a new org based on the name of the computers in VSA. You can then proceed.
 1. If you create new org, the script may add the computers to child organizations created under the parent org, which you will then have to move.

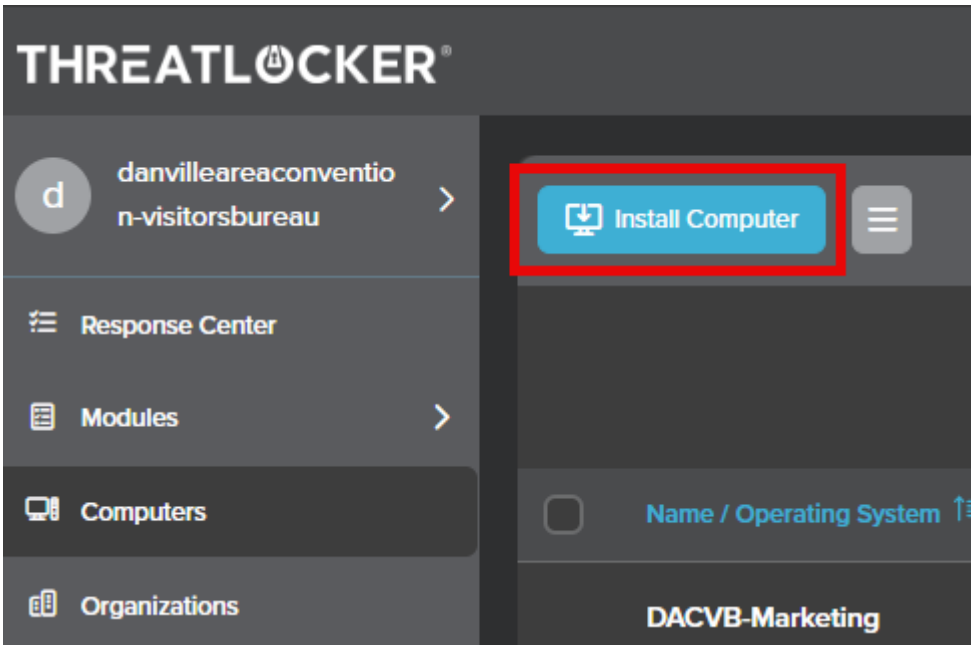
1.  image not found or type unknown



3. Open the new organization and select the install computer option

1.

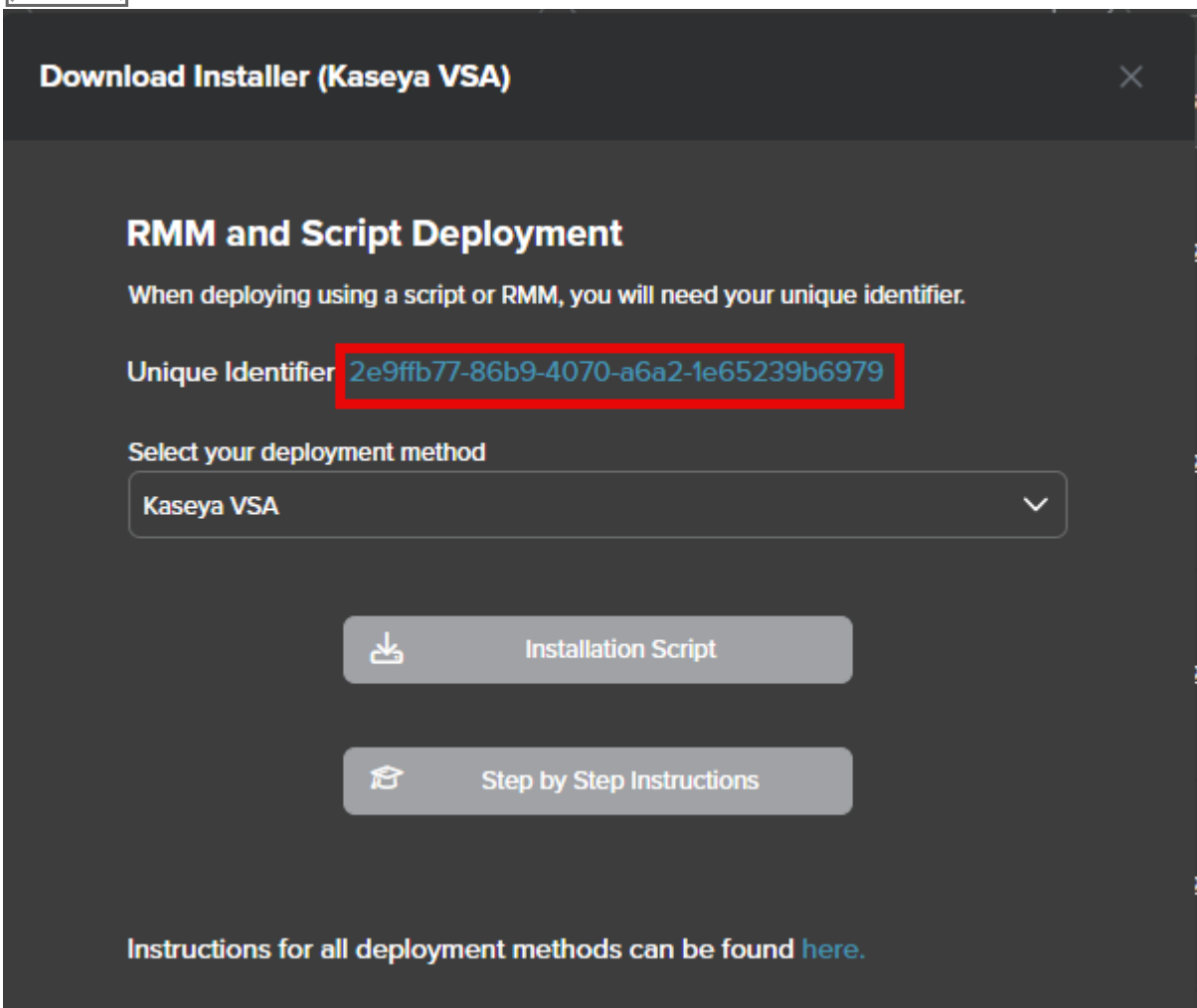




4. Copy the Unique Identifier

Image not found or type unknown

1.



5. Sign into VSA and go to Agent Procedures>Manage Procedures>Schedule/Create

6. Open Shared>CTS Comp Shared>ThreatLocker

7. Select the manager variables option across the top

image not found or type unknown

1.



8. Ensure the variable you have selected is the ThreatlockerToekn

image not found or type unknown

1.



1

Select Variable
<ThreatLockerToken> (Pub)

2

Set Variable Value

3

Select group ID(s) to apply variable name/value to

OR Remove the selected values from the list

[Select All](#)
[Deselect All](#)

Org / Machine Group

Value

Org / Machine Group	Value
<input type="checkbox"/>	cts-computers-msp
<input type="checkbox"/>	cts-computers-msp.acton-snyder-llp
<input type="checkbox"/>	cts-computers-msp.acton-snyder-llp.root
<input type="checkbox"/>	cts-computers-msp.americaneventservice
<input type="checkbox"/>	cts-computers-msp.americaneventservices.
<input type="checkbox"/>	cts-computers-msp.beechtreehouse
<input type="checkbox"/>	cts-computers-msp.beechtreehouse.root
<input type="checkbox"/>	cts-computers-msp.brown-dan
<input type="checkbox"/>	cts-computers-msp.brown-dan.root

2. Paste the unique ID into the variable value slot

3. check the box next to the name of the client to apply that variable to, I like to check both the .root option and otherwise

9. select Threatlocker deployment Servers and run against any Client Servers

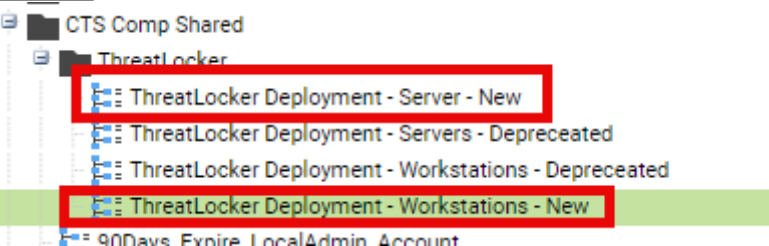
1. be sure to run the procedure labeled new. this has a groupname flag that should assign computer to a group "Servers"

10. Select ThreatLocker Deployment Workstations and run against any Client Workstations

1. be sure to run the procedure labeled new. this has a groupname flag that should assign computer to a group "Workstations"

image not found or type unknown

11.



Revision #1

Created 9 October 2024 18:19:35 by ColtM

Updated 9 October 2024 18:21:09 by ColtM